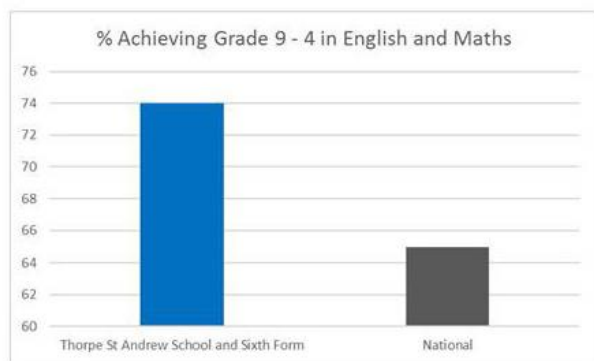


Examination Results 2019

Key Stage 4 - (Validated)

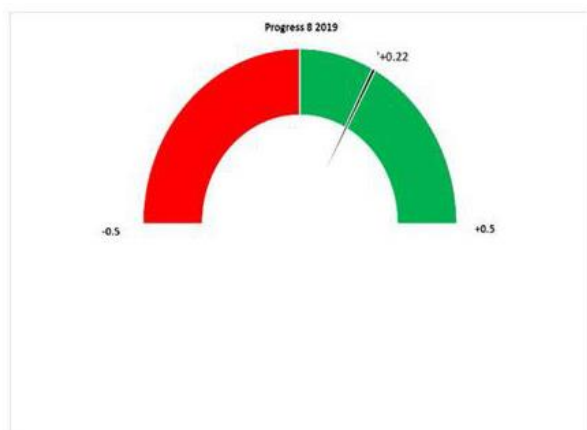
Progress 8 Score – Above average (17% of schools in England)	+0.23
Attainment 8 Score	51.4
Percentage of students who achieved a Grade C or above in English and mathematics	74%
Percentage of students who achieved a strong pass (Grade 5 or above) in English and mathematics	49%
Percentage of students entering the English Baccalaureate	24%
Percentage of students who achieved the English Baccalaureate at a standard pass	19.4%
Percentage of students who achieved the English Baccalaureate at a strong pass	13.7%
English Baccalaureate Average Point Score	4.37
Percentage of students continuing in education, training or employment at the end of Key Stage 4	98%



GCSE Results 2019

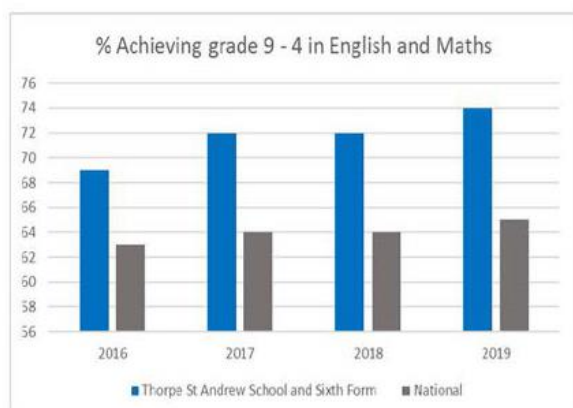
We are incredibly proud of the achievements of the class of 2019. As a cohort they outperformed the national average on almost all measures.

English and Maths performance was better than the national average with 74% achieving a grade 9 – 4 in these two vital subjects. At grade 5 and above for Maths and English the percentage was also above the national average.



Success for All

Progress 8 takes into account each student's Key stage 2 starting points and the grades they go onto achieve across 8 different subjects taken at the end of Year 11. Progress 8 is an excellent all round measure of how much progress students make. The dial shows the 2019 progress 8 figure of +0.22. This means that students at Thorpe St Andrew School and Sixth Form make better progress than other students nationally.



Excellent Outcomes

We are proud of our strong academic record which is shown in our results over time. Many more of our students achieve the "Basics" which is a grade 4 in both English and Maths at GCSE than their peers in other schools nationally.

Key Stage 5 – Progress (Validated)

A Level – Above average	0.26
Academic – Above average	0.26
Applied General – Above average	0.54

Key Stage 5 – Average Grade for Students

A Level	C+	33.23
Academic	C+	33.52
Applied General	Distinction+	37.50
Technical Level	Distinction	34.63
English GCSE Retake Progress	0.90	
Mathematics GCSE Retake Progress	0.79	

Key Stage 5 – Retention (Validated)

Retention for Technical Levels

Percentage of students completing their main programme of study	
Thorpe St Andrew School and Sixth Form	90.9%
Norfolk	90.4%
National	87.9%

Retention for A Levels

Percentage of students completing their main programme of study	
Thorpe St Andrew School and Sixth Form	96.9%
Norfolk	90.5%
National	91.3%

Retention for A Levels Academic

Percentage of students completing their main programme of study	
Thorpe St Andrew School and Sixth Form	96.9%
Norfolk	90.5%
National	91.3%

Retention for Applied General

Percentage of students completing their main programme of study	
Thorpe St Andrew School and Sixth Form	96.6%
Norfolk	85.0%
National	86.5%

Key Stage 5 – Destinations

Thorpe St Andrew School and Sixth Form	100%
Norfolk	86.3%
National	84.2%