

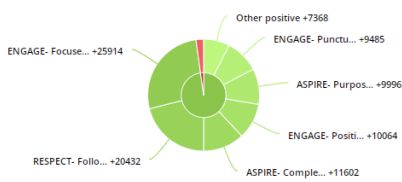


Happy New Year Everybody

Whilst we have already begun the new term, I could not move on without sharing with you the global picture from the Autumn term. You are aware that this academic year we have been overtly working on shifting the behaviour and attitudes of a small minority of students. Whilst this focus is maintained I want to emphasise that our core approach is to identify and celebrate the moments when TSAS students show brilliant attitudes towards their work and display socially constructive behaviours.

To illustrate this, the pie charts below summarise the issuing of Positives and Negatives from the whole of the Autumn term. Yes, we are picking students up for behaviours that are undesirable but you can see that 95% of the behaviours that staff comment on are of a sought-after nature. We are rightly proud of our students and what they do.

About Year 7



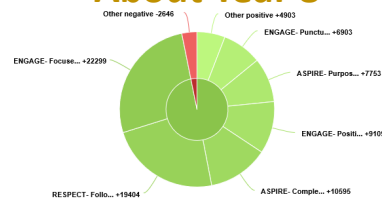
Positives issued this year = 94,861.
Negatives issued this year = 2,122.

98% of ClassCharts entries are positive.
99% of students have gained a Silver Certificate for ARE points.
97% of students have

gained a Gold Certificate for ARE points.

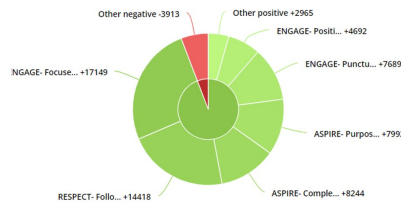
2% of negative points, 'Off Task' has been identified and this area is being worked on during form time and assemblies.

About Year 8



Positives issued this year = 80,966 which is a mean of 260 per child.
Negatives issued this year = 2,646.
72% of children have received 6 or fewer negatives.

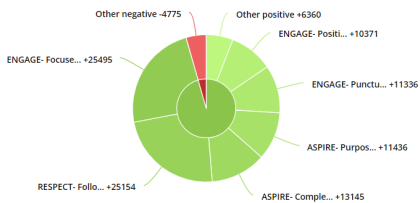
About Year 10



Positives issued this year = 62,715.
Equivalent number last year = 40,036.
Negatives issued this year = 3,913.
Equivalent number last year = 1,802.
25% of Year 10 students

have received no negatives this year.
35% of Year 10 students have received 5 or fewer negatives this year and approximately 90% of Year 10 students get 2 or fewer negatives per week.

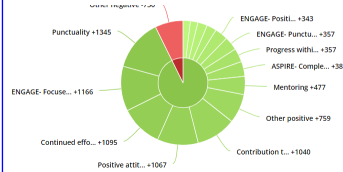
About Year 9



Positives issued this year = 102,423.
Negatives issued this year = 4,716.

70% of children have received 6 or fewer negatives.

About Year 12



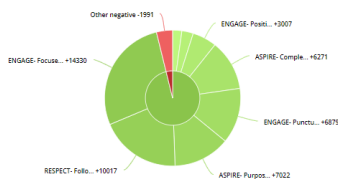
Positives issued this year = 9,287.
Equivalent number last year = 5,311.

20% of Year 12 students have received no negatives this year.
60% of Year 12 students have received fewer than 3 negatives this year.

50% of students achieved a Bronze Award. Equivalent last year = 15%.

20% of students achieved a Silver Award. Equivalent last year = 0%.

About Year 11

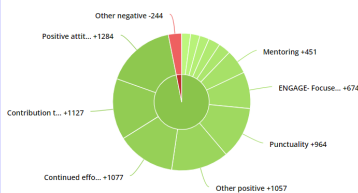


Positives issued this year = 50,085.
Negatives issued this year = 1,991.

Majority focused on learning and following Social Routines.

72 students have received no negatives this year.

About Year 13



Positives issued this year = 7,953.
Equivalent number last year = 5,311.

51% of Year 13 students have received no negatives this year.

85% of Year 13 students have received fewer than 3 negatives this year.

35% of students achieved a Bronze Award. Equivalent last year = 15%.

10% of students achieved a Silver Award. Equivalent last year = 0%. 120 UCAS sent!

Our shared work on teaching **Social Routines** and targeting the use of **Positives and Negatives** has most definitely led to classrooms that are calm and focussed. We are now shifting some attention to our behavioural expectations in communal areas and during breaks and lunchtimes. We are doing some trials in this area with Year 9 over the next couple of weeks and will use the results of that work to guide changes to behaviour expectations and behaviour management across the wider school.

